

# Quarterly Review

## The Delivery Program 2013/14 – 2016/17 & Operational Plan 2016/17

Budget Review Statement | Operational Review | Works Program Review

*For the period 1 July - 30 September 2016*

---



## Introduction

Section 404(5) of the Local Government Act 1993 requires every council to report on progress with respect to the Principal Activities detailed in its Delivery Program. This report outlines Council's progress for the period of 1 July to 30 September 2016.

## A Snapshot of Integrated Planning and Reporting Suite of Documents

Wollondilly Shire Council has prepared a suite of Integrated Planning and Reporting documents in accordance with sections 402(4), 402(1) – 402(7), 403(2), 404(1) – 404(5) and 405(1) – 405(6) of the Local Government Act 1993.

## The suite of documents include:

Wollondilly Community Strategic Plan 2033  
Wollondilly Revised Resourcing Strategy 2013/14 – 2022/23  
Wollondilly Delivery Program 2013/14 – 2013/17 & Wollondilly Operational Plan 2016/17  
Wollondilly Reporting

All Council's Corporate Planning documents can be sourced from [www.wollondilly2033.com.au](http://www.wollondilly2033.com.au)

## Contents

Report of the General Manager	1
Your Councillors & Wards	2
Integrated Planning & Reporting	4
Wollondilly Reporting	5
<b>Budget Review Statement</b>	<b>9</b>
<b>Operational Review</b>	<b>19</b>
<b>Works Program Review</b>	<b>25</b>

# Report of the General Manager Luke Johnson

---

## **I am pleased to present to you the report on the organisation's results for the first quarter of the 2016/17 financial year.**

A Local Government election was held in September 2016 and I would like to take this opportunity to warmly welcome our new and returning Councillors to the 2016 - 2020 term. I would also like to sincerely thank Councillors from the previous term for their contribution to our wonderful Shire.

Council produces a Quarterly Budget Review Statement in accordance with the reporting guidelines issued by the Division of Local Government in 2010. This is the sixth year of reporting under the Integrated Planning & Reporting framework which now has a greater focus on sustainability and aims to ensure consistency in reporting across NSW Councils.

This report reflects Council's financial performance and operational review for July - September 2016. Council is proud of what we have achieved throughout this quarter with a number of our highlights detailed below.

This quarter has been the most challenging our community has faced in recent times. In the days and weeks following the 5 June storm event Council officers worked tirelessly to respond to the needs of the community. In addition to ensuring the immediate safety of residents and business owners, staff worked with a range of service providers and government departments to establish a Storm Recovery Information Kiosk in Council's foyer offering a range of support including food/care packages, counselling and financial assistance. Council officers also worked to help get business up and running and to clear the debris from the storm - all this in addition to keeping the organisation running and 'open for business'. Council also established the Revitalise Picton Project.

I extend my deep appreciation to all staff who were involved in the recovery for their excellent work.

## **Mayor's Relief Fund/Big Day In**

The 2016 Storm Event Appeal was administered through the Wollondilly Shire Council Mayor's Relief Fund to provide support to residents affected by the storm and 100% of donations received from the generosity of the community went directly to those in need. Thanks to the generosity of our local residents and surrounding communities a total amount of \$232,006 was donated to the appeal.

*Wollondilly's Big Day In* was held on 31 July with \$45,432 being raised to go towards the Mayor's Relief Fund. It was a great day, an opportunity to come together as a community to support those in need and a great example of Wollondilly's resilience and community spirit.

In total the Mayor's Relief Fund provided \$231,989 in direct payments to support 169 individuals or families affected by the 5 June Storm event.

I would particularly like to take this

opportunity to thank former Mayor, Cr Simon Landow, for his outstanding fundraising work and his strong support in the disaster-recovery process.

### Broughton Pass Closure

Following severe damage sustained in the June storm event, the repairing of Broughton Pass is a very high priority and Council understands the closure has significant impact on residents and local businesses. In July, communities impacted by the Broughton Pass closure were invited to attend a community information session to view the damage first hand and talk with Council officers.

Council has completed the technical investigation stage of the Broughton Pass Project and since the road closure has spent almost \$170,000 on the project including geotechnical and structural investigations, site safety, environmental controls and traffic management.

The repair of Broughton Pass is a very complex project due to the fact that the Pass sits above a water catchment area, has limited access due to its location and as a significant heritage structure, particular care must be taken with any repairs.

Council provides regular project updates via its website and you can register on the site to have these emailed to you.

### Library Opening

The newly refurbished Wollondilly Library was officially opened on Saturday 6th of August with many locals taking up the opportunity to be the first to walk through the newly refurbished library. Feedback from the community was overwhelmingly positive on the day.

The new library space will continue to offer all the favourites such as: author talks, creative workshops for all ages, book groups, preschool story time, book bubs, HSC Lectures as well as the library's very successful Tech Savvy Seniors sessions. The new library also provides plenty of casual seating in a relaxed atmosphere for the community to enjoy the newly refurbished facility.

### Wilton New Town

In July, The Minister for Planning, the Hon. Rob Stokes announced the gazettal of the Wilton Priority Growth Area. The declaration means that approximately 4,175 ha of land at Wilton will be reserved to deliver a new self-contained community providing around 16,600 homes over the next 30 years.

Wilton New Town will also include new schools, health services, public transport, employment opportunities and open space areas to create a vibrant new community close to jobs, retail and recreational areas. The next step in the process, which involves precinct planning and rezoning, is underway and a draft Land Use and Infrastructure Strategy will be placed on public exhibition by the end of the year. It is expected that construction of new dwellings may commence in early 2018.

This is an outstanding opportunity for Wollondilly to establish a flourishing community for current and future generations. It is not very often that planning for a brand new town the size of Port Macquarie is announced!

### Master Plans adopted

The Master Plan for Douglas Park Sportsground was adopted by Council in August. Council is now exploring storage options for Little Athletics and finalising the Review of Environmental Factors (REF).

The Wilton Recreation Reserve Master Plan was adopted in August. Council is progressing with the REF and starting the design stage for the new rugby union field and the extension to the community centre.

### Wollondilly Health Alliance

Council has continuously advocated for better service provision within Wollondilly and is leading the way when it comes to best practice and innovative approaches to interagency and intergovernmental cooperation. Our work with the Wollondilly Health Alliance (WHA) has been one of Council's major achievements in this area. This partnership with South West

Primary Health Network (PHN), the South West Sydney Local Health District (SWSLHD) and health practitioners has raised the profile of community health and wellbeing matters across the organisation and has implemented a range of initiatives including:

- Dilly Wanderer expansion
- Website establishment – [www.wollondillyhealth.org.au](http://www.wollondillyhealth.org.au)
- E-health clinics
- Tele-health monitoring
- Formation of key working groups

A key deliverable from the partnership is the Dilly Wanderer and Social Planning Strategy (SPS). The Draft SPS is a planning document which outlines how decision-makers, agencies and communities can work together to address community needs and build stronger, healthier and socially sustainable communities. The strategy has undertaken detailed analysis on the services and facilities available, as well as the challenges experienced and opportunities of the Shire. This information will be critical when planning for growth as we will have a strong evidence base to advocate for better roads, schools, public transport and health services.

### Sydney Peri Urban Network (SPUN)

Tagged as the Peri Urban Challenge this network represents twelve Councils that border metropolitan Sydney and was established in 2013 as a response to concerns about the lack of a comprehensive vision of the peri urban region.

At present Council's Executive Director Community Services & Corporate Support facilitates the SPUN, they network quarterly and are responsible for delivering the SPUN 2015 Action Plan.

As a result of Wollondilly's involvement in SPUN we have become the lead agency for Sydney Food Futures "Foodshed Project" and provided insight into the impacts of various urban growth patterns upon the resilience and food security of Sydney.

## Your Councillors and Ward

---



Judith Hannan  
North Ward

**P** 0414 557 799  
**E** [judith.hannan@wollondilly.nsw.gov.au](mailto:judith.hannan@wollondilly.nsw.gov.au)



Robert Khan  
Central Ward

**P** 0409 994 295  
**E** [robert.khan@wollondilly.nsw.gov.au](mailto:robert.khan@wollondilly.nsw.gov.au)



Simon Landow  
North Ward

**P** 0415 406 719  
**E** [simon.landow@wollondilly.nsw.gov.au](mailto:simon.landow@wollondilly.nsw.gov.au)



Michael Banasik  
Central Ward

**P** 0425 798 068  
**E** [michael.banasik@wollondilly.nsw.gov.au](mailto:michael.banasik@wollondilly.nsw.gov.au)



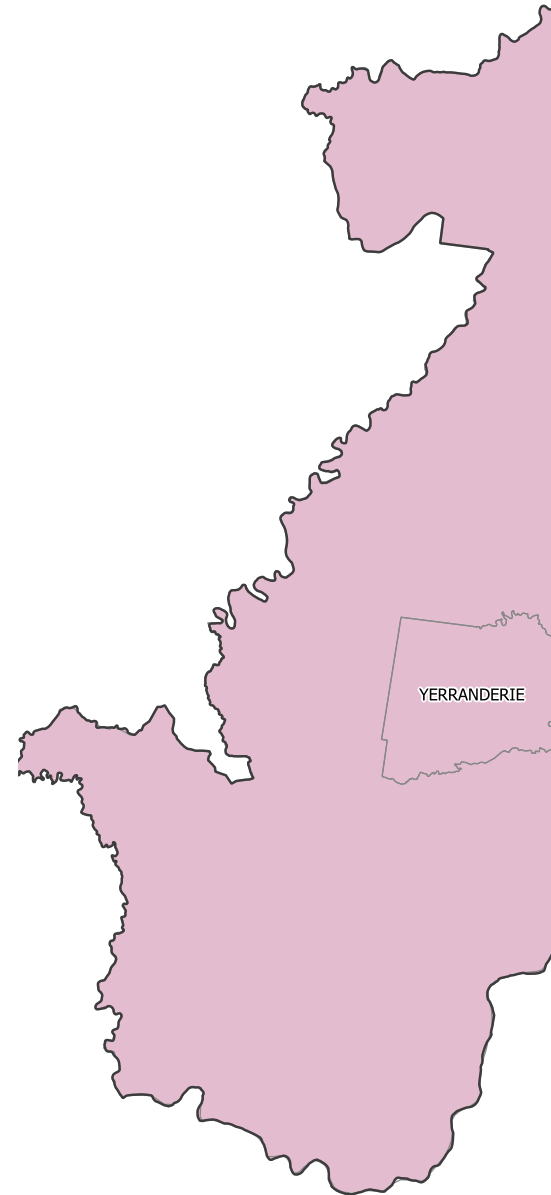
Matt Gould  
North Ward

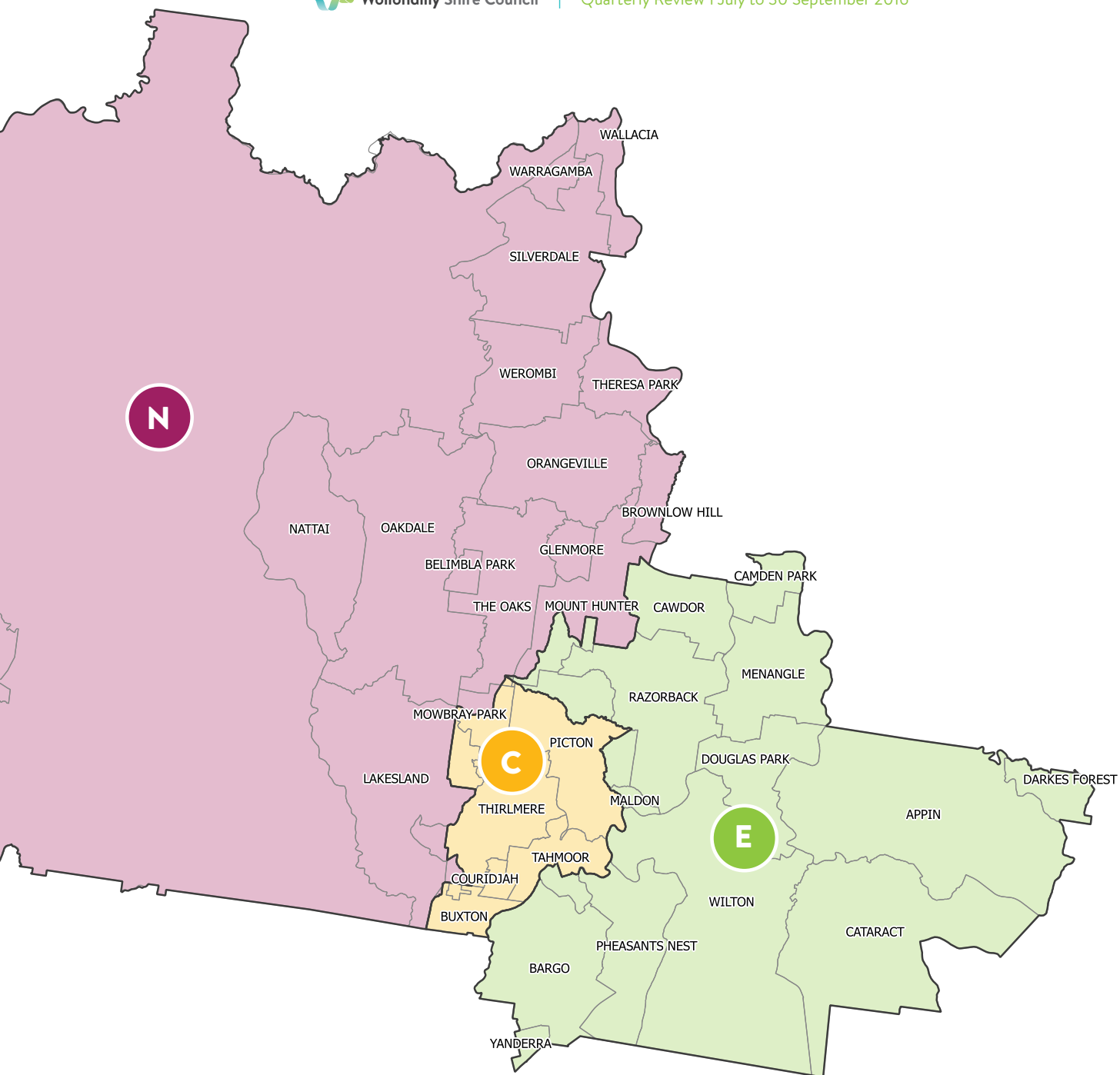
**P** 0427 936 471  
**E** [matt.gould@wollondilly.nsw.gov.au](mailto:matt.gould@wollondilly.nsw.gov.au)



Blair Briggs  
Central Ward

**P** 0418 269 913  
**E** [blair.briggs@wollondilly.nsw.gov.au](mailto:blair.briggs@wollondilly.nsw.gov.au)





Matthew Deeth  
East Ward

P 0428 335 743

E [matthew.deeth@wollondilly.nsw.gov.au](mailto:matthew.deeth@wollondilly.nsw.gov.au)



Ray Law  
East Ward

P 0427 901 275

E [ray.law@wollondilly.nsw.gov.au](mailto:ray.law@wollondilly.nsw.gov.au)



Noel Lowry  
East Ward

P 0406 047 086

E [noel.lowry@wollondilly.nsw.gov.au](mailto:noel.lowry@wollondilly.nsw.gov.au)

# The Integrated Planning & Reporting (IP&R) framework

## Getting to know our Corporate Business Planning documents

Wollondilly’s Corporate Business Planning documents consists of: the Wollondilly Community Strategic Plan, the Wollondilly Resourcing Strategy and the Wollondilly Delivery Program & Operational Plan; they all work together to provide a solid plan for the Shire’s sustainable future.

**The Community Strategic Plan** is our Community’s story. It is a story of our key issues, our strengths, our opportunities and challenges for the future.

It addresses four key questions:

- Where are we now
- Where do we want to be in 10 years time?
- How will we get there?
- How will we know we’ve arrived?

**The Resourcing Strategy** is a critical link when it comes to translating strategic objectives into actions. The Community Strategic Plan provides the means for our Community to express its long term aspirations, however they will not be achieved without sufficient resources – time, money, assets and people to carry them out.

In 2009, the NSW Government introduced a new framework guiding local government in a new approach to planning for and reporting on their activities. This framework is known as IP&R and is better known to Council as our “Corporate Business Planning documents”.

**The Delivery Program** is a summary of strategies and activities that Council has prioritised over its four year term to achieve the outcomes in the Community Strategic Plan. It addresses the full range of Council’s operations. It is the critical link between the Community Strategic Plan and the Resourcing Strategy when it comes to translating strategic objectives into detailed activities.

**The Operational Plan** shows detailed actions we are undertaking that clearly link to our Corporate Business Planning documents.

Together the Delivery Program and Operational Plan are Council’s commitment in response to the Community Strategic Plan (CSP), which was developed in consultation with our Community. This directs Council with the priorities you impressed to be important to you.

**Reports** – Progress & Annual will outline Council’s progress and achievements in implementing our Plans & Programs.



# Wollondilly Quarterly Reporting

**“An important tool designed to help achieve best practice outcomes for Council and better outcomes for our Community”**

Wollondilly Quarterly Reporting consists of three sections:

1. Budget Review Statement
2. Operational Review
3. Works Program Review

## 1. Budget Review Statement

The quarterly budget review acts as a barometer of Council’s financial health during the year. It discloses Council’s overall financial position, providing sufficient information to enable informed decision making while ensuring transparency in the process. It is also a means to ensure that Council remains on track to meet its objectives, targets and outcomes as set out in the Operational Plan.

The information contained in the financial section of this Quarterly Review reports against the original and revised annual budgets at the end of a quarter and also provides explanations for major variations that result in recommendations for budget changes.

Collectively, these pages are known as the quarterly budget review statement (QBRs) and are reported to Council in accordance with the relevant legislation at the end of each quarter.

The quarterly budget review statement (QBRs) plays an important role in monitoring Council’s progress against the Operational Plan and the ongoing management of Council’s annual budget.

## 2. Operational Review

The operational review reports on Council’s progress and outcomes on actions, activities and projects set out in the Operational Plan with respect to the principle activities detailed in the Delivery Program.

The operational review:

Quarter	Type
Jul – Sep	▶ Awareness Report
Oct – Dec	▶ Progress Report
Jan – Mar	▶ Awareness Report
Apr - Jun	▶ Progress Report

### Awareness Report

The awareness report details activities, actions or projects that are not running to time, quality or budget and requires attention from Council and Councillors. It focuses on information that is meaningful and valuable to the direction and success of the organisation in the short term.

### Progress Report

The progress report provides detailed information on progress and outcomes on all of Council’s activities, actions and projects as set out in the Operational Plan. This report is Council’s story back to the Community on what we have delivered, what’s on track, at risk or undelivered over a six month period.

The progress report celebrates our achievements and discusses our challenges and focuses on key topics such as milestones, advocacy, awards, community engagement, funding & grants.

## 3. Works Program Review

The quarterly works program review reports on Council’s progress and outcomes against the Wollondilly Shire Council’s Draft Capital Projects Program 2015/16. It provides a financial snapshot of money spent from the Special Rate Variation.

*The rate increase allows Council to focus on asset renewal and maintenance to deliver better outcomes for our ratepayers, particularly on our roads.*

# WOLLONDILLY DELIVERY PROGRAM

## 2013/14 - 2016/17

### PURPOSE

Growing **Your** Future Together

### VISION

We all want Wollondilly to continue to be a great place to live, work and visit

### DIRECTION

Wollondilly Community Strategic Plan 2033

Wollondilly Delivery Program 2013/14 - 2016/17

#### Outcomes

#### Strategies

<b>Looking after the Community</b> <ul style="list-style-type: none"> <li>• Access to a range of activities, services and facilities</li> <li>• A connected and supported Community</li> </ul>	CO1 Community Building, Well-being Identity Deliver a range of community programmes, services, facilities and events which strengthen the capacity, well-being and cultural identity of our community.
	CO2 Working with Others Work with other agencies and service providers to deliver community programmes, services and facilities which complement and enhance Council's service provision.
	CO3 Social Planning Undertake strategic social planning and research regarding community needs and issues.
	CO4 Engagement and Communication Implement excellence in our community engagement by listening to and responding to the needs and concerns of residents.
<b>Accountable &amp; Transparent Governance</b> <ul style="list-style-type: none"> <li>• Government, Community and business talking and working together</li> <li>• A Council that demonstrates good business management and ethical conduct</li> </ul>	GO1 Quality Employer Provide and attractive employment choice for talented people.
	GO2 Best Practice Governance Be a leader in best practice local government governance.
	GO3 Customer Service Deliver responsive and helpful services to all our customers.
	GO4 Advocacy Advocate strongly for the interests of Wollondilly and its community.
	GO5 Financial Sustainability Maintain Council in a strong and sustainable financial position.
	GO6 Resource Efficiency Be efficient and effective in the use of Council resources and provide value for money in the delivery of services.

	<p>GO7 Information Management Ensure best practice approach as to the delivery of quality information and technology services.</p> <p>GO8 Corporate Image Promote a positive representation of Council’s corporate image.</p>
<p><b>Caring for the Environment</b></p> <ul style="list-style-type: none"> <li>• Our local environment is valued and protected</li> <li>• A Community that interacts with and cares for their environment</li> </ul>	<p>EN1 Biodiversity Resilience Protect and conserve biodiversity and natural resources, including waterways, riparian lands and groundwater dependant ecosystems.</p> <p>EN2 Growth Management Apply best practice environmental principles to the management of future growth.</p> <p>EN3 Development Assessment Apply best practice environmental principles to the assessment of development and planning proposals.</p> <p>EN4 Environmental Responsibility Educate and promote legislative environmental responsibilities to the community.</p> <p>EN5 Auditing, Monitoring and Enforcement Undertake auditing, monitoring and regulatory enforcement to protect the environment and the health, safety and well-being of the community.</p> <p>EN6 Waste Management Improve waste minimisation and recycling practices in homes, workplaces, development sites and public places.</p> <p>EN7 Sustainable Living Educate, promote and support low consumption, sustainable lifestyles and lowering of the Shire’s carbon footprint.</p>
<p><b>Building a strong local Economy</b></p> <ul style="list-style-type: none"> <li>• A strong local economy providing employment and other opportunities</li> </ul>	<p>EC1 Economic Development Enhance economic development in Wollondilly Shire through innovative engagement and ongoing promotion of our strengths.</p> <p>EC2 Planning for and Supporting Business Strengthen and diversify Wollondilly’s economic base by attracting and supporting the development of a diverse range of industries.</p> <p>EC3 Manage Growth Encourage and manage growth to ensure that it contributes to economic well-being.</p> <p>EC4 Managing Development and Land Use Manage and regulate land use and development in order to achieve a high quality built environment which contributes to economic well-being.</p> <p>EC5 Protect Natural Resources Protect natural resources so as to contribute to the Shire’s economic well-being.</p>
<p><b>Management and Provision of Infrastructure</b></p> <ul style="list-style-type: none"> <li>• Safe, maintained and effective infrastructure</li> <li>• Access to a range of transport options</li> </ul>	<p>IN1 Maintain Road Network Ensure that the road network is maintained to a standard that is achievable within the resources available.</p> <p>IN2 Manage Road Network Manage the road network to respond to community needs, growth in the Shire, improving road safety and improving transport choices.</p> <p>IN3 Provision of Facilities Provide a range of recreation and community facilities to meet the needs of the community.</p> <p>IN4 Emergency Management Plan for and assist in the community’s response to emergencies such as bushfires and flooding.</p> <p>IN5 Advocacy and Lobbying Represent our community with regard to external services including energy, communications, water, waste management and resource recovery.</p>





# Budget Review Statement

---

The quarterly budget review acts as a barometer of Council's financial health during the year. It discloses Council's overall financial position, providing sufficient information to enable informed decision making while ensuring transparency in the process.

Wollondilly Shire Council

**Quarterly Budget Review Statement**  
for the period 01/07/16 to 30/09/16

**Report by Responsible Accounting Officer**

The following statement is made in accordance with Clause 203(2) of the Local Government (General) Regulations 2005:

It is my opinion that the Quarterly Budget Review Statement for Wollondilly Shire Council for the quarter ended 30/09/16 indicates that Council's projected financial position at 30/6/17 will be satisfactory at year end, having regard to the projected estimates of income and expenditure and the original budgeted income and expenditure.

Signed: 

date: 4-Nov-16

Ashley Christie  
Responsible Accounting Officer

Wollondilly Shire Council

**Quarterly Budget Review Statement**  
for the period 01/07/16 to 30/09/16

**Income & Expenses Budget Review Statement**

Budget review for the quarter ended 30 September 2016

**Income & Expenses**

(\$000's)	Original Budget 2016/17	Variations for this Sep Qtr	Notes	Projected Year End Result	Actual YTD figures
<b>Income</b>					
Rates and Annual Charges	35,815	226	1	36,041	36,041
User Charges and Fees	4,847	162	2	5,009	1,373
Interest and Investment Revenues	1,738	(59)	3	1,679	549
Other Revenues	850	277	4	1,127	301
Grants & Contributions - Operating	7,258	279	5	7,537	1,609
Grants & Contributions - Capital	4,434	176	6	4,610	72
<b>Total Income from Continuing Operations</b>	<b>54,942</b>	<b>1,061</b>		<b>56,003</b>	<b>39,945</b>
<b>Expenses</b>					
Employee Costs	21,308	(60)	7	21,248	4,873
Borrowing Costs	926	-	8	926	170
Materials & Contracts	12,992	1,053	9	14,045	1,949
Depreciation	10,878	1,899	10	12,777	3,194
Legal Costs	571	32	11	603	395
Consultants	306	201	12	507	417
Other Expenses	5,458	10	13	5,468	1,278
<b>Total Expenses from Continuing Operations</b>	<b>52,439</b>	<b>3,135</b>		<b>55,574</b>	<b>12,276</b>
<b>Net Operating Result from Continuing Operations</b>	<b>2,503</b>	<b>(2,074)</b>		<b>429</b>	<b>27,669</b>
Discontinued Operations - Surplus/(Deficit)	-	-		-	-
<b>Net Operating Result from All Operations</b>	<b>2,503</b>	<b>(2,074)</b>		<b>429</b>	<b>27,669</b>
<b>Net Operating Result before Capital Items</b>	<b>(1,931)</b>	<b>(2,250)</b>		<b>(4,181)</b>	<b>27,597</b>

**Wollondilly Shire Council**

**Quarterly Budget Review Statement**  
for the period 1/7/16 to 30/9/16

**Income & Expenses Budget Review Statement**  
**Recommended changes to revised budget**

Budget Variations being recommended include the following material items:

**Notes Details**

1	<p><b>Rates &amp; Annual Charges</b> Adjustments made to projected allocation of bin sizes under the new contractual arrangements as better data becomes available.</p>
2	<p><b>User Charges &amp; Fees</b> Increases in income are expected in the following areas: plan checking fees (\$58K), building and development fees (\$42K), new house numbering income (\$10K) and contract works income (\$10K). Facility hire fees were revised and moved from "Other Operating Revenues" to "User Charges &amp; Fees" resulting in a variation of \$41K from the original budget.</p>
3	<p><b>Interest and Investment Revenue</b> Investment rates have decreased since the original 2016/17 Operational Plan was developed.</p>
4	<p><b>Other Operating Revenues</b> Increases in operating revenue is a result of various reimbursements (including reimbursement of legal fees) (\$57K) and anticipated insurance claims regarding various storm damaged Council assets (\$260K). This was partially offset from the adjustment made by moving facility hire fees from "Other Operating Revenues" to "User Charges &amp; Fees".</p>
5	<p><b>Operating Grants and Contributions</b> Council received additional operating grants and contributions in relation to the Financial Assistance Grant (\$125K); Better Waste and Recycling grant (\$135K); Healthy Towns project (\$50K). Council's Block Grant funding allocation decreased by \$19K and the budget for Community Services grants was decreased by \$19K as these funds were received in the prior year.</p>
6	<p><b>Capital Grants &amp; Contributions</b> Additional funding has been allocated in relation to the following projects: RFS contributions for capital work at various fire stations (\$204K); major work on the Blaxland Crossing Bridge at Wallacia (\$300K), likely contribution for Broughton Pass bridge (\$200K) and construction work at various recreation facilities (\$72K). It is expected that Council will receive no Black Spot funding in 2016/17 (-\$300K) and the Roads to Recovery funding for 2016/17 has been reduced (-\$300K).</p>
7	<p><b>Employee Costs</b> Employee costs have decreased as a result of staff vacancies.</p>
8	<p><b>Borrowing Costs</b> No variation this quarter.</p>
9	<p><b>Materials &amp; Contracts</b> The increases in materials and contract costs occurred in the following areas: building assessment contractors (\$15K); community service contractor costs (including Dilly Wanderer projects and community survey) (\$174K); grant funded environment project contractors (\$189K); engineering contractors (\$16K); mowing contractors (\$6K); various building maintenance contractors (\$30K); security contractors (\$38K); Stormwater project contractors (\$180K), various contractors in relation to the Picton storm event in June (\$130K); planning contractors (\$59K); waste contractors (\$136K); waste education project contractors (\$40K); Tourism Marketing (\$10K); staff training contractors (\$5K), minor equipment purchases (\$10K); pavement investigation contractors (\$27K); promotional material (\$10K); responsible pet ownership project costs (\$6K). These increases were partly offset by decreases in the following areas; parks and reserves renovation contractor (-\$20K); road maintenance costs as a result of reduction in Block Grant (-\$12K); and a reduction in plant hire income (-\$56K). Also an additional \$50K has been added to the operational plan from restricted cash towards the Picton revitalisation project's streetscape enhancements.</p>
10	<p><b>Depreciation</b> Depreciation revised following the finalisation of 2015/16 financial statements including the revaluation of Council's recreational and open space assets and the recognition of new infrastructure assets dedicated to Council during 2015/16.</p>
11	<p><b>Legal Expenses</b> The increase in legal expenses was mainly in relation to planning &amp; compliance matters (\$22K). Other minor increases occurred in relation to property management (\$5K) and emergency incident expenses in relation to the storm event in June 2016 (\$4K).</p>
12	<p><b>Consultants</b> Additional consultants have been required in relation to development and growth management (\$100K), preparation of Council's asset management projects including aquatic centres and parks and reserves (\$17K) and road and environmental consultants including assessment of Council's storm damaged assets (\$68K), governance projects (\$10K) and IT consultants (\$6K).</p>
13	<p><b>Other Expenses</b> Additional expenditure is expected in relation to vehicle costs (\$4K), Council rates (\$3K), utility costs (\$4K) and sponsorship payments (\$7K). Tipping fees are expected to decrease by \$5K and advertising costs are expected to decrease by \$2K.</p>

Wollondilly Shire Council

**Quarterly Budget Review Statement**

for the period 01/07/16 to 30/09/16

**Capital Budget Review Statement**

Budget review for the quarter ended 30 September 2016

**Capital Budget**

(\$000's)	Original Budget 2016/17	Variations for this Sep Qtr	Projected Year End Result	Actual YTD figures
<b>Capital Expenditure</b>				
New Assets				
- Plant & Equipment	300	15	315	72
- Land & Buildings	995	(190)	805	79
- Roads, Bridges, Footpaths	1,122	1,935	3,057	971
- Recreation	950	380	1,330	135
Renewal Assets (Replacement)				
- Land & Buildings	-	880	880	457
- Roads, Bridges, Footpaths	8,888	(739)	8,149	1,398
- Recreation	-	150	150	142
- Environment	285	97	382	126
Loan Repayments (Principal)	1,817	-	1,817	471
<b>Total Capital Expenditure</b>	<b>14,357</b>	<b>2,528</b>	<b>16,885</b>	<b>3,851</b>
<b>Capital Funding</b>				
Rates & Other Untied Funding	1,817	-	1,817	471
Capital Grants & Contributions	3,334	402	3,736	72
Reserves:				
- External Restrictions/Reserves	1,490	1,303	2,793	902
- Internal Restrictions/Reserves	7,716	823	8,539	2,406
<b>Total Capital Funding</b>	<b>14,357</b>	<b>2,528</b>	<b>16,885</b>	<b>3,851</b>
<b>Net Capital Funding - Surplus/(Deficit)</b>	<b>-</b>	<b>-</b>	<b>-</b>	<b>-</b>



**Wollondilly Shire Council**

**Quarterly Budget Review Statement  
for the period 1/7/16 to 30/9/16**

**Capital Budget Review Statement  
Recommended changes to revised budget**

Budget variations being recommended include the following material items:

<b>Program</b>	<b>Original Budget</b>	<b>Sept Rev Budget</b>	<b>Proposed Variation</b>
<b>Major Roads &amp; Bridge Work</b> Projects carried forward from 2015/16 include pavement reconstruction at Werombi Road, Bridge Street and Fairleys Road. These projects commenced in 2015/16 and will be completed in 2016/17. Funding for these projects is available from restricted cash.	6,848,059	7,158,337	310,278
<b>Heavy Patching/ Reseals</b> A portion of the heavy patching program was deferred from 2015/16 due to weather constraints. It is anticipated that the 2015/16 postponed work will be completed in 2016/17.	300,000	450,000	150,000
<b>Road Upgrade Program</b> The upgrade at Caloola Rd Bargo was commenced in 2015/16 and will be completed in 2016/17. Funding for this project is available from restricted cash including unexpended grant funding received for the project in 2015/16.	175,000	239,162	64,162
<b>Kerb &amp; Gutter</b> No variation in this quarter	275,000	275,000	-
<b>Footpaths &amp; Cycleways</b> SRV funding from "Other Road Projects" has been moved to Footpaths and Cycleways to accelerate maintenance work on Council's footpath network.	457,000	557,000	100,000
<b>Bus Infrastructure Improvements</b> This project has continued from 2015/16. Grant funding for this project was received in 2015/16 and has been carried over to complete the project in 2016/17.	215,000	206,857	(8,143)
<b>Road Safety Improvement Program</b> This program has been reduced as Council will not be receiving any "Black Spot" grant funding in 2016/17. Improvements at Oaks Rd / Estonian Road, Thirlmere have been carried forward from 2015/16. Funding for this project is available from restricted cash. Also SRV funding from "Other Road Projects" has been transferred to the Road Safety Improvement Program for guardrail improvements.	300,000	226,000	(74,000)
<b>Other Roads Projects</b> Some SRV funding that was originally allocated to "Other Road Projects" has been transferred to Council's Footpaths & Cycleways program and the Road Safety Improvement Program. Projects continuing from 2015/16 include Argyle Street widening, Regreme Road Roundabout, Almond Street intersection and Margret Street / Argyle Street signals. Funding for these projects is available from developer contributions and other restricted cash.	1,440,000	2,094,000	654,000
<b>Open Space Projects</b> Projects continuing from 2015/16 include Picton Sportsground bridge and offleash area, Tahmoor netball canteen awning and Douglas Park sportsground terrace. New projects added in this quarter include Warragamba All Inclusive Playground and Botanic Gardens pathway extension. Repairs and reconstruction works as a result of storm damage to Victoria Oval fencing and Hume Oval tennis Courts is continuing and it is anticipated that the cost of these project will be covered under Council's insurance policies.	950,000	1,480,611	530,611
<b>Building Renewal</b> New Projects added during the quarter include improvements at several Rural Fire Service stations. Funding for these projects has been allocated from the Rural Fire Service. Work on Council's new library is continuing with the work to be completed before December 2016. Repairs to the Old Picton Post Office as a result of the June storm event are continuing. It is anticipated that the cost of these repairs will be covered under Council's insurance policies.	995,000	1,681,532	686,532
<b>Plant Fleet Purchases</b> Additional project for purchase of small generator.	200,000	203,023	3,023
<b>Car Fleet Purchases</b> No variation in this quarter	100,000	100,000	-
<b>Stormwater Projects</b> No variation in this quarter	285,000	285,000	-
<b>Other Capital Projects</b> Costs in relation to the finalisation of the remediation at Warragamba Tip have been carried over from 2015/16. A new project has been added for the purchase of a microfilm reader for the library. Funding for these projects is available from Domestic Waste restricted cash and unexpended grants.	-	112,438	112,438
	12,540,059	15,068,960	2,528,901

Wollondilly Shire Council

**Quarterly Budget Review Statement**

for the period 01/07/16 to 30/09/16

**Cash & Investments Budget Review Statement**

Budget review for the quarter ended 30 September 2016

**Cash & Investments - Council Consolidated**

(\$000's)	Original Budget 2016/17	Variations for this Sep Qtr	Projected Year End Result	Actual YTD figures
<b>Externally Restricted <sup>(1)</sup></b>				
Domestic Waste Management	6,573	25	6,598	6,649
Stormwater Management	456	(149)	307	59
Developer Contributions	17,198	(524)	16,674	11,619
Unexpended Grants & Contributions	1,632	(392)	1,240	920
<b>Total Externally Restricted</b>	<b>25,859</b>	<b>(1,040)</b>	<b>24,819</b>	<b>19,247</b>
(1) Funds that must be spent for a specific purpose				
<b>Internally Restricted <sup>(2)</sup></b>				
Recreation	474	(100)	374	374
Sportsgrounds	1,082	(531)	551	551
Effluent Disposal	194	-	194	194
Animal Management	20	-	20	20
Legal & Risk	1,159	(43)	1,116	1,116
Asset Maintenance	4,610	(478)	4,132	4,132
Golf Club Maintenance	216	-	216	216
Plant & Vehicle Replacement	1,442	(1)	1,441	1,441
Leisure Centre Improvements	501	(17)	484	484
Information Technology	41	4	45	45
Employee Leave Entitlements	2,444	-	2,444	2,444
Organisational Development	675	(12)	663	663
Property	1,897	(9)	1,888	1,888
Royalties	141	277	418	418
Roads	303	-	303	303
Tourism & Economic Development	368	(50)	318	318
Election	67	-	67	67
Special Rate Variation	-	-	-	-
Infrastructure Projects	1,744	(1,008)	736	736
Efficiency Savings	1,050	-	1,050	1,050
Growth Management Strategy	1,565	4	1,569	1,569
Work in Progress	469	-	469	469
Cemetery Maintenance	102	-	102	102
<b>Total Internally Restricted</b>	<b>20,564</b>	<b>(1,964)</b>	<b>18,600</b>	<b>18,600</b>
(2) Funds that Council has earmarked for a specific purpose				
<b>Unrestricted</b> (ie. available after the above Restrictions)	1,812	350	2,162	17,759
<b>Total Cash &amp; Investments</b>	<b>48,235</b>	<b>(2,654)</b>	<b>45,581</b>	<b>55,606</b>

Wollondilly Shire Council

**Quarterly Budget Review Statement**  
for the period 01/07/16 to 30/09/16

**Cash & Investments Budget Review Statement**

**Investments**

Investments have been invested in accordance with Council's Investment Policy.

**Cash**

The Cash at Bank figure included in the Cash & Investment Statement totals \$253,957

This Cash at Bank amount has been reconciled to Council's physical Bank Statements.  
The date of completion of this bank reconciliation is 01/10/16

**Reconciliation Status**

The YTD Cash & Investment figure reconciles to the actual balances held as follows:		<b>\$ 000's</b>
Cash at Bank (as per bank statements)		254
Investments on Hand		53,504
less: Unpresented Cheques	(Timing Difference)	(20)
add: Undeposited Funds	(Timing Difference)	1,085
less: Identified Deposits (not yet accounted in Ledger)	(Require Actioning)	(1,489)
add: Identified Outflows (not yet accounted in Ledger)	(Require Actioning)	2,272
less: Unidentified Deposits (not yet actioned)	(Require Investigation)	-
add: Unidentified Outflows (not yet actioned)	(Require Investigation)	-
<b>Reconciled Cash at Bank &amp; Investments</b>		<b>55,606</b>
<b>Balance as per Review Statement:</b>		<b>55,606</b>
Difference:		-

Wollondilly Shire Council

**Quarterly Budget Review Statement**  
for the period 01/07/16 to 30/09/16

**Key Performance Indicators Budget Review Statement for Quarter ended 30 September 2015**

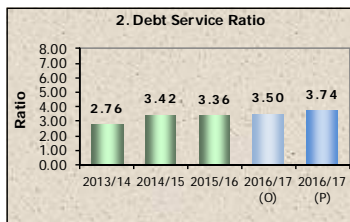
(\$000's)	Current Projection		Original Budget 16/17	Actuals		Industry Benchmark
	Amounts 16/17	Indicator 16/17		Prior Periods 15/16	14/15	

The Council monitors the following Key Performance Indicators:

**1. Unrestricted Current Ratio**

Current Assets less all External Restrictions	29,936	3.74	3.50	3.36	3.42	1.50
Current Liabilities less Specific Purpose Liabilities	8,005					

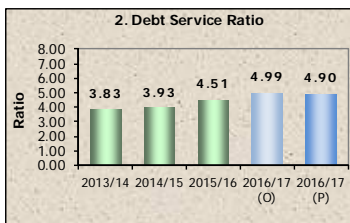
This indicator assesses the adequacy of working capital and its ability to satisfy obligations in the short term for the unrestricted activities of Council.



**2. Debt Service Ratio**

Debt Service Cost	2,743	4.90	4.99	4.51	3.93	<10.00
Income from Continuing Operations	56,004					

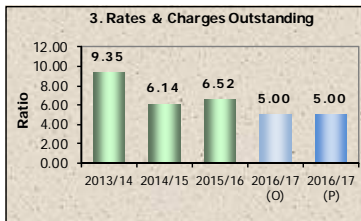
This indicator assesses the impact of loan principal & interest repayments on the discretionary revenue of Council.



**3. Rates & Charges Outstanding**

Rates, Annual & Extra Charges Outstanding	1,803	5.00	5.00	6.52	6.14	<5.00
Rates, Annual & Extra Charges Collectible	36,040					

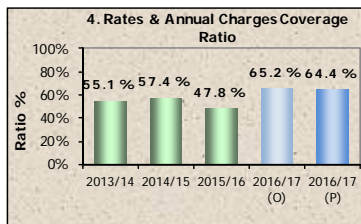
This indicator assesses the impact of uncollected rates & annual charges on Council's liquidity & the adequacy of recovery efforts.



**4. Rates & Annual Charges Coverage Ratio**

Rates & Annual Charges	36,040	64.4 %	65.2 %	47.8 %	57.4 %	
Income from Continuing Operations	56,004					

This indicator assesses the degree of Council's dependence upon revenue from rates and annual charges to assess the security of Council's finances.

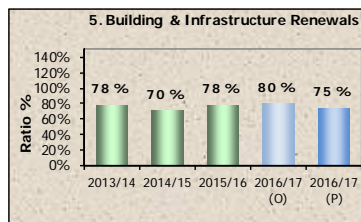


**5. Building & Infrastructure Renewals**

Asset Renewals (Building & Infrastructure)	9,561	75 %	80 %	78 %	70 %	(1)
Depreciation, Amortisation & Impairment	12,777					

This indicator assesses the rate at which these assets are being renewed relative to the rate at which they are depreciating.

(1) Industry average is 84.4%. Preferred figure is 100%



Wollondilly Shire Council

**Quarterly Budget Review Statement**  
for the period 01/07/16 to 30/09/16

**Contracts Budget Review Statement**

Budget review for the quarter ended 30 September 2016

**Part A - Contracts Listing** - contracts entered into during the quarter

Contractor	Contract detail & purpose	Contract Value	Start Date	Duration of Contract	Budgeted (Y/N)
Coffey Geotechnics Pty Ltd	Geotechnical Investigations at Broughton Pass	62,678	01/07/16	3 mths	Y
Kamen Engineering Pty Ltd	Pavement Investigations- Various sites	60,818	11/07/16	4 mths	Y
Orange Hire	Concrete road barriers for Razorback rock fall area	118,012	30/08/16	1 mth	Y
Recreational Surfacing Pty Ltd	Resurfacing of Hume Oval Tennis courts	96,775	22/09/16	3 mths	Y

Notes:

1. Minimum reporting level is 1% of estimated income from continuing operations of Council or \$50,000 - whatever is the lesser.
2. Contracts listed are those entered into during the quarter being reported and exclude contractors on Council's Preferred Supplier list.
3. Contracts for employment are not required to be included.

**Consultancy & Legal Expenses Budget Review Statement**

Expense	YTD Expenditure (Actual Dollars)	Budgeted (Y/N)
Consultancies	416,560	Y
Legal Fees	394,242	Y

**Definition of a consultant:**

A consultant is a person or organisation engaged under contract on a temporary basis to provide recommendations or high level specialist or professional advice to assist decision making by management. Generally it is the advisory nature of the work that differentiates a consultant from other contractors.





# Operational Review

---

Wollondilly Reporting - An important tool designed to help achieve best practice outcomes for Council and better outcomes for our Community

**98%**

**of Council's  
Operational  
Actions are on  
track, delivered  
or completed.**



# Awareness Report

## Awareness Report Introduction

The awareness report details activities, actions or projects that are not running to time, quality or budget and requires attention from Council and Councillors. It focuses on information that is meaningful and valuable to the direction and success of the organisation in the short term.

## Number of Actions by Theme

Looking after the Community	14
Accountable & Transparent Governance	37
Caring for the Environment	30
Building a strong local Economy	19
Management and provision of Infrastructure	17

**Council is reporting on 122 actions set out in the Wollondilly Operational Plan 2016/17.**

The first quarter, July – September 2016, has  
 2 actions assessed as ‘At Risk’,  
 0 actions assessed as ‘Delayed’  
 0 actions assessed as ‘Not completed’  
 and  
 0 actions assessed as  
 ‘Not Commenced’.

## Management and Provision of Infrastructure - Emergency Management

DP Action	Action Code	Action	Measure	Comment	Responsible Officer
Plan for and assist in the Community's response to emergencies such as bushfires and flooding	IN4.2	Provide support and facilities to the Rural Fire Service (RFS) and State Emergency Service	Achieve RFS Equipment Services schedules	At Risk	Manager Works
				Support facilities and equipment provided to RFS and SES as required. RFS fleet servicing requirements are increasing and Council is reviewing and modifying resources to support this. Bargo RFS Station re-location is progressing with drainage issues into and through the adjacent rail corridor being resolved (this is the only item putting this action at risk at this stage).	
<p>For full updates on this project please visit <a href="http://www.wollondilly.nsw.gov.au/resident-services/infrastructure/current-projects/rural-fire-service-bargo-station-project/">http://www.wollondilly.nsw.gov.au/resident-services/infrastructure/current-projects/rural-fire-service-bargo-station-project/</a></p>					
Plan for and assist in the Community's response to emergencies such as bushfires and flooding	IN4.3	Ongoing review of flood plain management to respond to identified issues such as climate change	Stonequarry Creek Flood Study adopted Q.1  Commencement of Floodplain Risk Management Study process	At Risk  Storm event of 5th June 2016 has delayed finalisation of Flood Study	Manager Infrastructure Planning

## Wollondilly Rises Above

**On Sunday 5th June 2016, Wollondilly Shire experienced a devastating storm event that impacted on numerous villages in the Shire.**

Sunday from mid-morning numerous roads and bridges were closed due to the rising water and by 4pm Broughton Pass was closed due to significant structural collapse.

At approximately 3pm Picton's main street, Argyle St, was inundated as a result of a storm event where over 300mm of rain battered Picton and the surrounding area. In a short time on Sunday afternoon a number of businesses were damaged and Argyle Street & Menangle Street were closed to the public. The SES performed 50 rescues and 17 evacuations during the peak of the storm event. There was no loss of life or serious injury as a result of the storm event.

Council worked closely with the SES and other emergency services to assist those affected by the storm event, including assisting with the safe removal of debris and working with Endeavour Energy to restore power to the area.

By late evening water started receding, leaving behind total devastation to our residents both personal and businesses in the township of Picton.

A significant amount of business and residents, throughout Wollondilly, were severely affected by a storm event occurring on the 5th of June 2016.

**128+**  
businesses

**76 with 100% losses**

**1 with 70% losses**

**5 with 50% losses**

**4 with 25% losses**

### What is Council Doing?

Council has commenced a Revitalise Picton Project and are working with the local Chamber of Commerce and local businesses to get the word out that Picton is open for business.

Some storm affected shops have re-opened in their existing premises or as pop up shops as well as some mobile businesses moving into town for banking, communication, insurance and building services.

Plans are in place to rebuild our once thriving town but it will take time, including Council has a Broughton Pass Task-force to accelerate the repair of the bridge connecting two towns.

We have:

- Reconstructed a culvert on Brundah Road, Thirlmere
- Undertaken structural assessment of bridges impacted by the storm event
- Repaired a number of storm damaged roads in Picton, Thirlmere and Silverdale

In total the Mayor's Relief Fund provided \$231,989 in direct payments to support 169 individuals or families affected by the 5 June Storm event.





# Works Program Review

---

Council continues to carry-out programmed and reactive maintenance on Council's infrastructure, along with delivering major project upgrades. You can follow what Council is up to each week via Council's Social Media or you can see where our Major Projects are up to via our Major Projects Quarterly Update.

If you are aware of a specific repair that is required to Council's Infrastructure, it can be reported to our Customer Request System (CRM) either by phoning **4677 1100** or [crm@wollondilly.nsw.gov.au](mailto:crm@wollondilly.nsw.gov.au)

# Rating Strategy

---



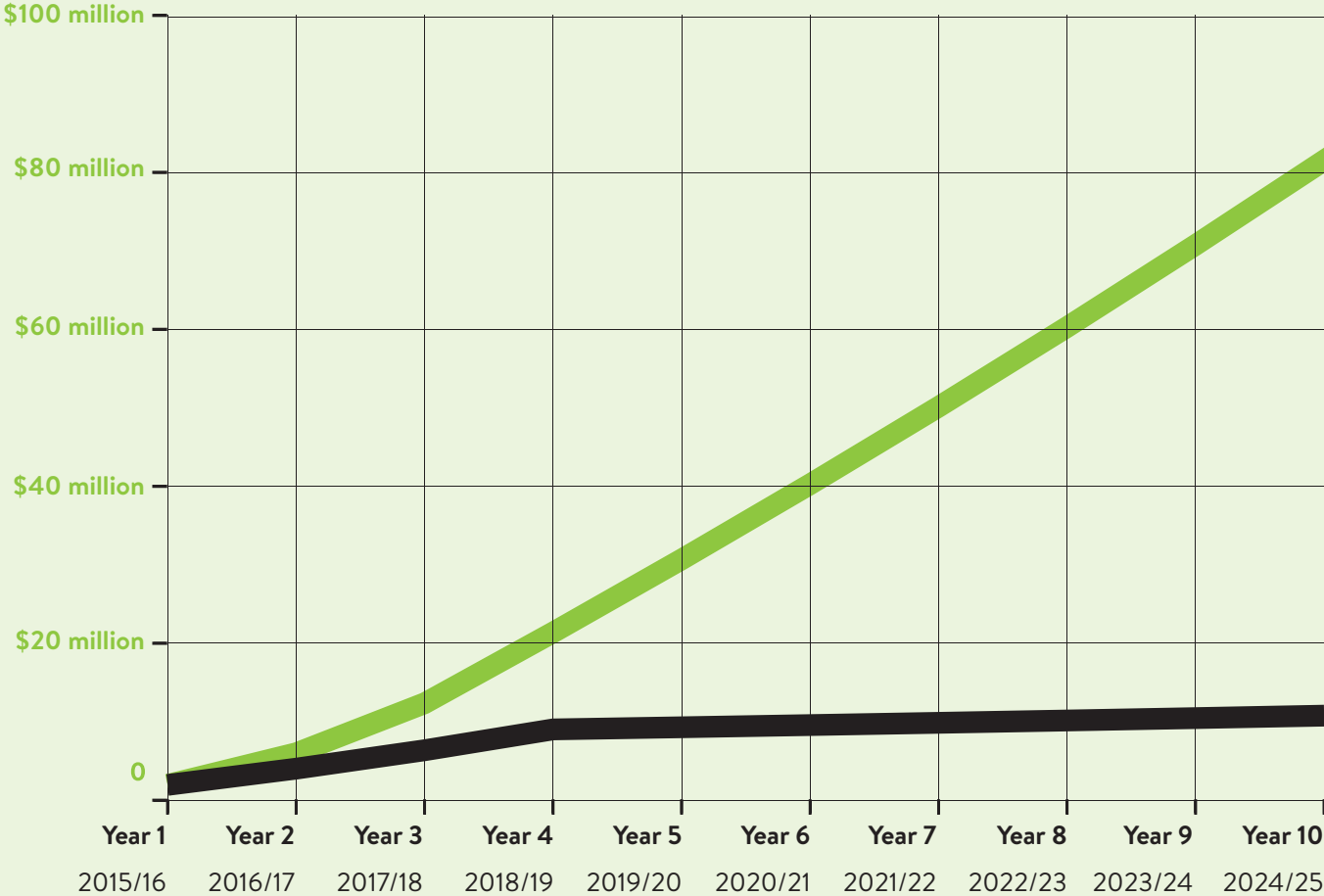
On 19 May 2015 the Independent Pricing and Regulatory Tribunal (IPART) announced that Wollondilly Shire Council's application for a Special Rate Variation was approved in full.

The approved Special Rate Variation of 10.8% per annum over 4 years will generate \$80 million over a 10 year period. These funds will gradually build up over the 10 year period. Subsequently, Council will be addressing the infrastructure needs of the Shire progressively as this funding becomes available. While it will take time to address the backlog of infrastructure renewal needs in the Shire, Council is committed to addressing and improving our community's infrastructure and remaining accountable to our community as to how we spend the Special Rate Variation funds.

For more information on Council's Draft Capital Projects Program visit:

**[wollondilly2033.com.au/srv](http://wollondilly2033.com.au/srv)**

- Annual Total
- Cumulative Totals by Year



## Major Projects Community Update

The newly refurbished Wollondilly Library was officially opened on Saturday 6th of August with many turning out to be the first to walk through the newly refurbished library. Special guests in attendance included: Mayor, Cr Simon Landow; Jai Rowell, Member for Wollondilly; Cr Benn Banasik; Luke Johnson, General Manager - Wollondilly Shire Council and Dr Alex Byrne, State Librarian, NSW State Library.

Members of the public were thrilled with the refurbishments and the feedback from the Community was overwhelmingly positive.

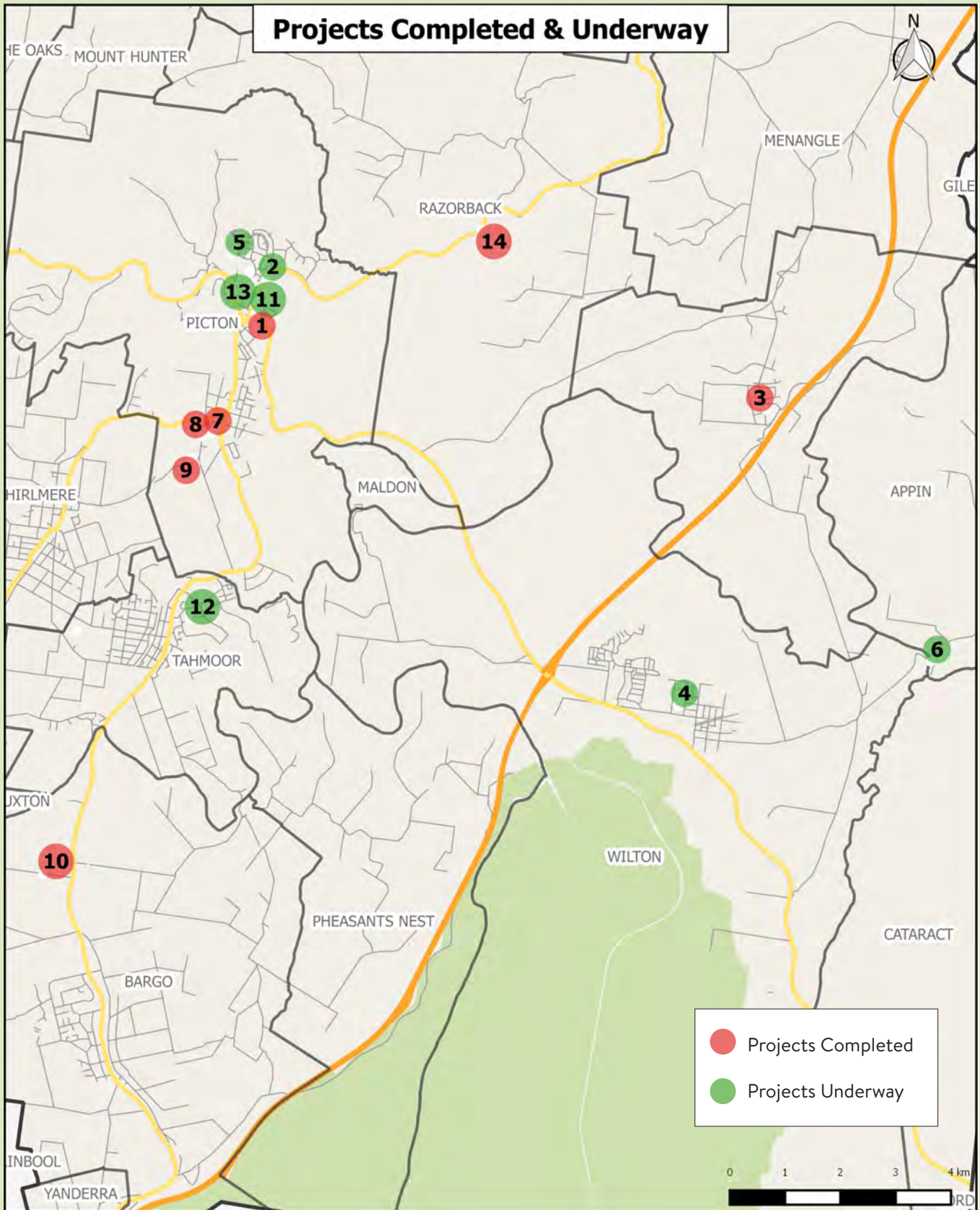


- A. Library Refurbishment
- B. Picton Botanic Gardens Footpath Extension
- C. Caloola Rd, Bargo
- D. Tahmoor Netball Canteen Awning









© Wollondilly Shire Council.

© LPI Department of Finance and Services, Panorama Avenue, Bathurst, 2795. [www.lpi.nsw.gov.au](http://www.lpi.nsw.gov.au).

While every care is taken to ensure the accuracy of this product, Wollondilly Shire Council and the Local / State / Federal Government departments and Non-Government organisations whom supply datasets, make no representations or warranties about its accuracy, reliability, completeness or suitability for any particular purpose and disclaims all responsibility and all liability (including without limitation, liability in negligence) for all expenses, losses, damages (including indirect or consequential damage) and costs which you might incur as a result of the product being inaccurate or incomplete in any way and for any reason.

# Projects Completed/Under Way in the 1st Quarter

## 1. Shire Library Renovation -

The finishing touches for this project were completed in the first week of August and the Grand Opening was held on 6 August. With an impressive glass elevator, the library is now accessible to the community on both levels. It has a multi-function room upstairs which can be used for a range of events.

## 2. Regreme Rd/Argyle St Picton -

Construction is under way for the new roundabout at the intersection of Regreme Rd and Argyle St, Picton.

## 3. Douglas Park Sportsground -

The Master Plan was adopted by Council in August. Council is now exploring storage options for Little Athletics and finalising the REF.

## 4. Wilton Sportsground -

The Wilton Recreation Reserve Master Plan was adopted in August. Council is progressing with the REF and starting the design stage for the new rugby union field and the extension to the community centre.

## 5. Picton Sportsground Bridge -

Council's contractor is working on the design, with construction on site expected to commence in early 2017.

## 6. Broughton Pass Retaining Wall Rectification Works -

The geotechnical investigations and immediate site safety works were completed. Tender documentation was also prepared prior to going to tender (Q2). Preliminary expressions of interest were called from experienced companies for the reconstruction, or design and reconstruction of the embankment for re-opening of the road to assist in expediting the tender process.

## 7. Bridge St Stage 1 (Argyle St to west of Rail Bridge) -

Road reconstruction works commenced in July and were completed by August.

## 8. Bridge St Stage 2 -

Road reconstruction works commenced during August from the rail bridge east towards Picton for a distance of approximately 200 metres. The seal was completed in mid September and the road re-opened to daytime traffic.

## 9. Redbank Place, Picton -

Asphalt reconstruction was carried out over two nights in July to reduce impact on local businesses.

## 10. Caloola Rd, Bargo -

Sealing of the unsealed road was

carried out in August.

## 11. Margaret St/Argyle St Signals -

Work commenced on site in June/ July with conduits laid under the road, drainage works undertaken and concrete bases poured. After a break to allow for nearby roundabout construction in Argyle St, work will resume in October with the signals scheduled to be operational in November/ December.

## 12. Moorland Rd, Tahmoor -

Drainage works and kerb and gutter construction commenced in September and is expected to be complete in mid October.

## 13. Picton Tennis Club -


Court re-surfacing and re-fencing will be commencing in October to repair major damage caused by the recent storm event.

## 14. Remembrance Dwy Razorback Rockfall Site -

The hired concrete barriers were replaced in September with more suitable permanent barriers which include a rock catch screen to prevent bouncing rocks from entering the travel lanes. Council will continue to monitor the condition of the rock face as well as traffic capacity issues.



A



B



C

- A. Broughton Pass Rectification
- B. Picton Library Refurbishment
- C. Douglas Park Sportsground Terracing

# 2016/17 Works Program

as at September 2016 Quarterly Budget Review

## Capital Program

### Transport

Major Roads & Bridge Works

	Budget		Expenditure	
	Original Budget	Revised Budget (Sept QCR)	Total Expenditure	Total Funding Allocated
Pavement Reconstruction Program	6,848,059	7,158,337	1,022,978	7,158,337
Heavy Patching / Reseal Program	300,000	450,000	682	450,000
Unsealed Roads Program	175,000	239,162	64,602	239,162
Kerb & Gutter Program	275,000	275,000	172,483	275,000
Footpaths & Cycleways Program	457,000	557,000	4,793	557,000
Bus Shelter Program	215,000	206,857	18,090	206,857
Road Safety Improvement Program	300,000	226,000	74,713	226,000
Other Road Projects	1,440,000	2,094,000	1,010,842	2,094,000

### Open Space

Open Space Projects	950,000	1,480,611	277,906	1,480,611
---------------------	---------	-----------	---------	-----------

### Buildings

Building Renewal Program	995,000	1,681,532	532,307	1,681,532
--------------------------	---------	-----------	---------	-----------

### Plant & Fleet

Plant Fleet Purchases	200,000	203,023	59,565	203,023
Car Fleet Purchases	100,000	100,000	0	100,000

### Stormwater Drainage

Stormwater Improvement Program	285,000	285,000	29,722	285,000
--------------------------------	---------	---------	--------	---------

### Other Capital Projects

Various	0	112,438	112,438	112,438
---------	---	---------	---------	---------

	12,540,059	15,068,960	3,381,122	15,068,960
--	------------	------------	-----------	------------

The Works Program is published in the Wollondilly Delivery Program 2013/14–2016/17 & Wollondilly Operational Plan 2016/17.

Funding Sources					Remaining Funds Available	SRV Funding Movements		
Other Revenue	SRV Funding	Grant Funding	Developer Cont	Restricted Cash		Original SRV Funding	Revised SRV Funding	Variation
1,119,000	2,926,000	2,122,999	0	990,338	6,135,359	2,926,000	2,926,000	0
300,000	0	0	0	150,000	449,318	0	0	0
0	0	175,000	0	64,162	174,560	0	0	0
75,000	200,000	0	0	0	102,517	200,000	200,000	0
135,000	250,000	25,000	0	147,000	552,207	150,000	250,000	100,000
15,000	0	0	0	191,857	188,767	0	0	0
0	150,000	0	0	76,000	151,287	0	150,000	150,000
0	0	200,000	1,694,000	200,000	1,083,158	250,000	0	-250,000
15,000	300,000	231,818	260,000	673,793	1,202,705	300,000	300,000	0
50,000	200,000	980,786	0	450,746	1,149,225	200,000	200,000	0
0	0	0	0	203,023	143,457	0	0	0
0	0	0	0	100,000	100,000	0	0	0
0	0	0	0	285,000	255,278	0	0	0
0	0	0	0	112,438	0	0	0	0
1,709,000	4,026,000	3,735,603	1,954,000	3,644,357	11,687,837	4,026,000	4,026,000	0

For further information on Council's full suite of Corporate Planning documents see [www.wollondilly2033.com.au](http://www.wollondilly2033.com.au) or contact council on **4677 1100** for a hardcopy.

## Projects Completed

## Completed

### Roads

Redbank Place, Picton - Asphalt Reconstruction	July
Bridge St, Picton Stage 1 (Argyle St to West of Rail Bridge) - Road Reconstruction	July
Caloola Rd, Bargo - Sealing of Unsealed Road	August
Bridge St, Picton Stage 2 (Railway Bridge to Industrial area) - Road Reconstruction	August
Remembrance Dwy Razorback, Rockfall Site - Barrier replacement	September

### Facilities

Shire Library Renovation	August
Douglas Park Sportsground Terracing	August
Tahmoor Netball Canteen Awning	August
Botanic Gardens Footpath Extension	September

## Projects Under Way


## Progress

### Roads

Regreme Rd/Argyle St Picton - Roundabout construction	Commenced June
Margaret St/Argyle St Signals - Traffic Lights	Commenced June
Broughton Pass Retaining Wall Rectification - Geotechnical Investigations & Design	Commenced July
Moorland Rd, Tahmoor - Kerb and Gutter	Commenced September

### Facilities

Douglas Park Sportsground - Master Plan	Adopted August
Wilton Recreation Reserve - Master Plan	Adopted August
Picton Sportsground - Pedestrian Bridge	Design under way
Picton Tennis Club - Court re-surfacing and re-fencing	Commencing October
Bargo RFS Station - Preliminary design for drainage	Drainage design under way



**A. Picton Sportsground Bridge Concept**

**B. Regreme Rd Roundabout, Picton**

## Projects Scheduled

## Scheduled for...

Roads	
Silverdale Rd, north from Timothy Lacey Lane The Oaks - Road Reconstruction	2nd Quarter
Menangle Rd, Douglas Park (Camden intersection) - Road Reconstruction	2nd Quarter
Remembrance Dwy Cawdor - Seal	2nd Quarter
Arina Rd, Bargo - Road Reconstruction	3rd Quarter
Burns Rd, Thirlmere - Road Reconstruction	3rd Quarter
Montpelier Dr, The Oaks (Craigend to Dairy Corner) - Road Reconstruction	3rd Quarter
Ridge Rd, Oakdale - Road Reconstruction	3rd Quarter
Fairleys Rd, Picton - Road Reconstruction	4th Quarter
May Farm Rd, Brownlow Hill - Road Reconstruction	4th Quarter
Werombi Rd, Mount Hunter Rivulet to Brownlow Hill Loop Rd - Road Reconstruction	4th Quarter
Montpelier Dr, The Oaks (Edward to Glendiver)	Planning
Menangle Rd Menangle (Woodbridge Rd—St James)	Planning
Kennedy St Appin Cycleway	Planning
Argyle St, Prince St To Connellan - Road Widening	Planning
Thirlmere Way, Oaks Rd Roundabout	Planning
Thirlmere Way, Stonequarry Roundabout	Planning
Facilities	
Stonequarry Creek Bridge - Handrail	3rd Quarter
Bus Shelter Relocation Program - Various locations	4th Quarter
Visitor Information Centre, Picton - Refurbishment	4th Quarter
Antill Park Clubhouse - Sprinkler system	4th Quarter



